



Connectors > Dock Connectors & Guide Hardware > Docking Connectors



Docking Connector Style: **Plug**

Number of Positions: **118**

Centerline (Pitch): **.64 mm [ .025 in ]**

Number of Rows: **3**

Number of Signal Positions: **88**

Features

Product Type Features

Docking Connector Style	Plug
-------------------------	------

Configuration Features

Number of Positions	118
Number of Rows	3
Number of Signal Positions	88
PCB Mount Orientation	Right Angle

Termination Features

Termination Post & Tail Length	1.6 mm[.062 in]
--------------------------------	-----------------

Mechanical Attachment

PCB Mount Alignment	With
PCB Mount Retention Type	Boardlock
PCB Mount Retention	With

Housing Features

Housing Material	Thermoplastic
Housing Color	Black
Centerline (Pitch)	.64 mm[.025 in]

Packaging Features

Packaging Quantity	500
--------------------	-----



Packaging Method	Reel
Other	
Dock Connector Comment	Includes Pick & Place Cap

Product Compliance


For compliance documentation, visit the product page on TE.com>

EU RoHS Directive 2011/65/EU	Not Yet Reviewed
EU ELV Directive 2000/53/EC	Compliant
China RoHS 2 Directive MIIT Order No 32, 2016	No Restricted Materials Above Threshold
EU REACH Regulation (EC) No. 1907/2006	Current ECHA Candidate List: JUNE 2022 (224) Not Yet Reviewed
Halogen Content	Not Low Halogen - contains Br or Cl > 900 ppm.
Solder Process Capability	Not reviewed for solder process capability


Product Compliance Disclaimer

This information is provided based on reasonable inquiry of our suppliers and represents our current actual knowledge based on the information they provided. This information is subject to change. The part numbers that TE has identified as EU RoHS compliant have a maximum concentration of 0.1% by weight in homogenous materials for lead, hexavalent chromium, mercury, PBB, PBDE, DBP, BBP, DEHP, DIBP, and 0.01% for cadmium, or qualify for an exemption to these limits as defined in the Annexes of Directive 2011/65/EU (RoHS2). Finished electrical and electronic equipment products will be CE marked as required by Directive 2011/65/EU. Components may not be CE marked. Additionally, the part numbers that TE has identified as EU ELV compliant have a maximum concentration of 0.1% by weight in homogenous materials for lead, hexavalent chromium, and mercury, and 0.01% for cadmium, or qualify for an exemption to these limits as defined in the Annexes of Directive 2000/53/EC (ELV). Regarding the REACH Regulations, TE’s information on SVHC in articles for this part number is still based on the European Chemical Agency (ECHA) ‘Guidance on requirements for substances in articles’(Version: 2, April 2011), applying the 0.1% weight on weight concentration threshold at the finished product level. TE is aware of the European Court of Justice ruling of September 10th, 2015 also known as O5A (Once An Article Always An Article) stating that, in case of ‘complex object’, the threshold for a SVHC must be applied to both the product as a whole and simultaneously to each of the articles forming part of its composition. TE has evaluated this ruling based on the new ECHA “Guidance on requirements for substances in articles” (June 2017, version 4.0) and will be updating its statements accordingly.


Also in the Series | CHAMP Docking Connectors




D-Sub Covers(28)



D-Sub Locking & Mounting(29)



Docking Connector Guide Hardware(5)



Docking Connectors(31)



IDC D-Sub Connectors(79)



PCB D-Sub Connectors(1)

Documents

CAD Files

Customer View Model

[ENG\\_CVM\\_CVM\\_2199015-1\\_A.2d\\_dxf.zip](#)

English

3D PDF

3D

Customer View Model

[ENG\\_CVM\\_CVM\\_2199015-1\\_A.3d\\_igs.zip](#)

English

Customer View Model

[ENG\\_CVM\\_CVM\\_2199015-1\\_A.3d\\_stp.zip](#)

English

By downloading the CAD file I accept and agree to the [Terms and Conditions](#) of use.